

Universal Bench Enclosure

By **Kreg Tool**

Difficulty


Moderate

Increase storage and workspace in your shop with this DIY cabinet enclosure, sized to fit the 28"x44" Kreg Universal Bench. The bench top is the perfect place to assemble projects, outfitted with the 27" x 69" Kreg Clamp Trak Kit. Add casters to make it mobile.



Tools

Kreg Tools



Materials

Wood Products

- 1 MDF , 3/4" Thick , Full Sheet

Hardware & Supplies

- 1 Kreg Universal Bench (28"x44")
- 1 Kreg Universal Clamp Trak Kit (27"x69")
- 1 Box - 5/8" Screws
- 1 Box - Washer Heads
- 4 Two-piece European Hinges
- 4 Kreg Dual-locking Casters

Cut List & Parts

- 2 Side Panels , 15 15/16" X 27 5/8"
- 1 Back Panel , 15 15/16" X 42 1/8"
- 2 Filler Strips , 1 1/8" X 15 15/16"
- 1 Bottom Panel , 25 15/16" X 42 1/2"
- 1 Door Stop , 2" X 42 1/8"
- 2 Cabinet Doors , 15 7/8" X 19 7/8"
- 1 Bench Top , 32" X 48"

Directions

1

Assemble Universal Bench


Begin by assembling your Universal Bench per instructions, making sure the assembly is square. The plan is sized to fit the 28"x44" Kreg Universal Bench with Standard-Height Legs that are adjustable from 31" to 39".



2

Side Panels

Cut two side panels (15 15/16" x 27 5/8").



3

Inner Dimensions

When measuring interior dimensions, use a Kreg Multi-Mark – or something of known length – to get a more accurate dimension. You can use this for any inner dimension (back panel, bottom panel, door stop).



4

Back Panel


Create the back panel (15 15/16" x 42 1/8"), making sure to cut it short 2x side panel material thickness. Use 5/8" screws to secure it in place.



5


Filler Strips

Create two front filler strips (1 1/8" x 15 15/16") for cabinet hinges.




6**Bottom Panel**

Create the bottom panel (25 15/16" x 42 1/2"). Cut the bottom panel short 2x side panel material thickness, in both the front and back.



7**Door Stop**

Create a top bracket/door stop (2" x 42 1/8"). Secure the door stop with pocket holes and 5/8" screws on both sides.




8**Door Stop Support**

Support the door stop in the center with a fender washer and 5/8" screws. Screw the washer right up to the metal edge so that it grabs on to the bench rail.



9**Cabinet Doors**

Cut cabinet doors to fit the opening (15 7/8" x 19 7/8"), and install hinges according to manufacturer guidelines. These are two-piece European hinges, installed with the Kreg Concealed Hinge Jig. This jig should accommodate any two-piece European hinge.



10**Cabinet Hardware**

Hang the cabinet doors and install hardware of your choice. You can use a jig, like the Kreg Cabinet Hardware Jig, to simplify the process.



11**Bench Top**

Build the bench top following the instructions that come included with the Kreg Clamp Track Kit. If you prefer not to have clamp track, simply install a 32" x 48" top.



12**Casters**

Install Kreg casters to make your bench mobile.



13**MDF vs. Plywood**

This enclosure was built from MDF (mostly scrap pieces). Plywood would also work well, but there are some differences to be aware of. MDF is sold in slightly oversize (49"x97") sheets. The extra allows you to trim the sheets to 48"x96". Home centers usually stock 3/4" and sometimes 1/2" thicknesses. Some stores also stock half and quarter sheets. MDF is very flat and stable, and has smooth surfaces that take paint well. But MDF isn't as strong as plywood and is heavier. Plywood is sold in standard 48"x96" sheets. Thicknesses range from 1/4" to 3/4". Some stores also stock half (48"x48") and quarter (24"x48") sheets.



14**Secure Side Panels**

Use 5/8" screws to secure the side panels.



15**Clamp Pieces**

In the front on both sides, secure the filler strip with 5/8" screws. It's always a good idea to clamp your workpiece in place as you drive in the screws.



Featured Products




Portable Crosscut
\$19.99 \$16.49



Kreg® Pocket-Hole Jig 720
\$129.99 \$114.99



Wood Project Clamp - 6"
\$44.99




Cabinet Hardware Jig
\$32.99




**28" x 44" Universal Bench with
Standard-Height Legs**



3" Dual-Locking Casters
\$69.99



**Universal Clamp Trak™ Kit - 27" &
69"**
\$184.99



Multi-Mark™
\$16.99